

KNOW HOW FIRES START AND HELP TO PREVENT THEM

We are all fire fighters. Let's fight fire, together.

SUMMER FIRE SEASON

High-risk months
Nov - Feb

VEGETATION FIRES

WHAT? Veld and forest
WHEN? Mostly early afternoon

STRUCTURAL FIRES

WHAT? Buildings, formal and informal settlements

WHEN? Mostly late afternoon and early hours of the morning

WHAT ARE THE MAIN CAUSES OF FIRE?


NEGLIGENT BEHAVIOUR

When using lighting, cooking and heating devices that rely on **electricity, gas, paraffin or wood**. Behaviour associated with **alcohol and drug abuse** can also be an indirect cause of fires.



OPEN FLAMES

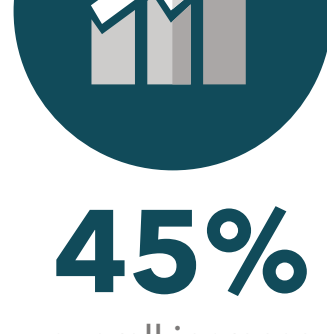
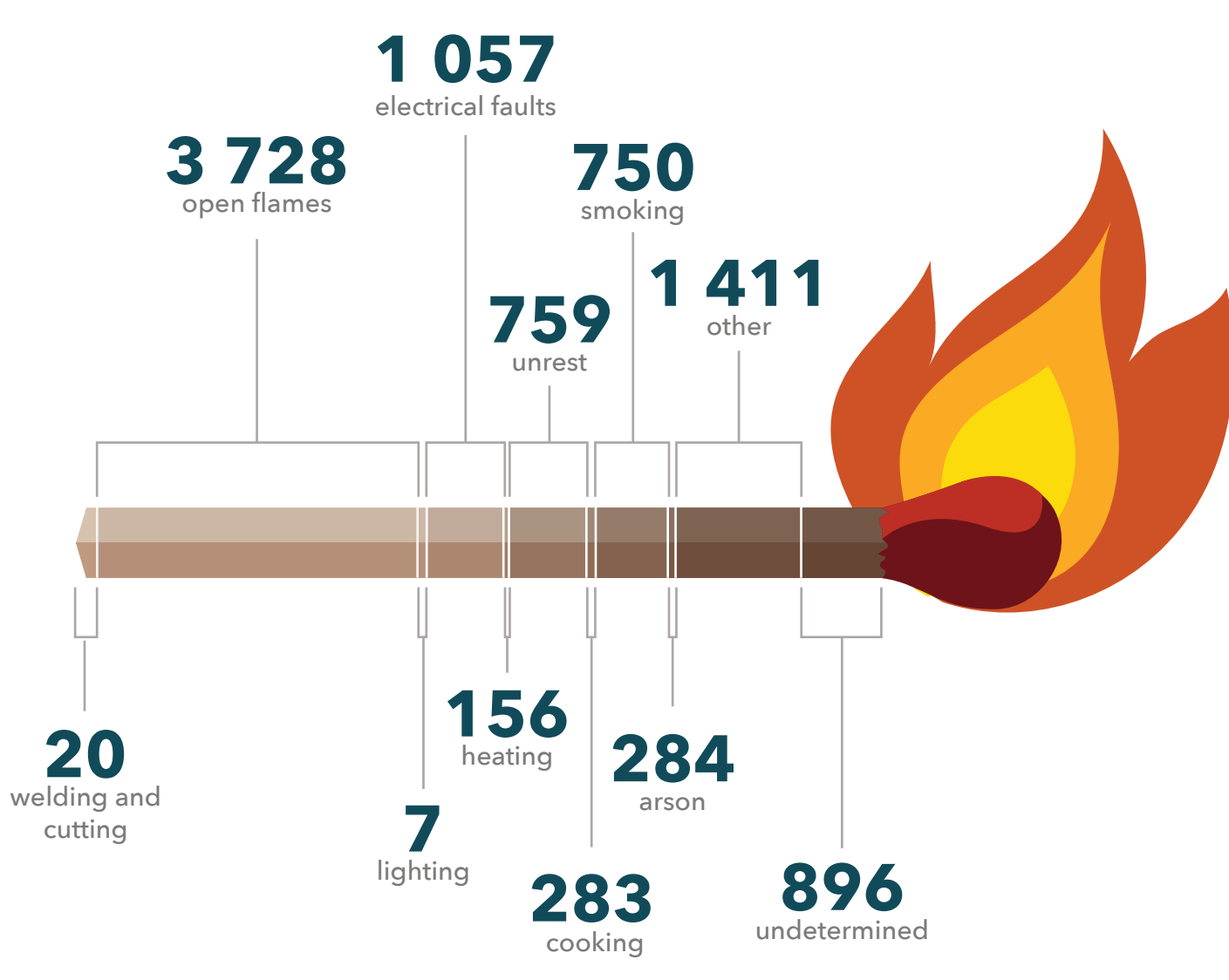
Matches, wood fires, cigarette lighters and candles.



ELECTRICAL FAULTS


Illegal connections and faulty electrical appliances.

The following number of incidences were recorded in 2014:




45%

overall increase in incidents



10 280

number of fire calls responded to



2 136

number of informal structures affected



HOW CAN YOU HELP PREVENT FIRES?

FIRE SAFETY AND PREVENTION TIPS



OPEN FLAMES

MATCHES

Keep matches and lighters out of children's reach. Never store them close to an open flame and make sure they're out before you throw them away.

CANDLES


Cut candles in half to prevent them from falling over. Always use a candleholder and place on a sturdy, uncluttered surface. Never leave burning candles (or any open flame) unattended.

CIGARETTES

Smoker? Always ensure your cigarette is completely out before you dispose of it in a rubbish bin.

GAS & PARRAFIN

Place lamps on a level surface away from things that can burn such as blinds or curtains.



ELECTRICITY

APPLIANCES

Switch off all electrical appliances at the wall overnight or when you leave the house. Never go to sleep with a lamp or stove burning.

PLUGS & BULBS

Never overload a plug point or plug in more than four plugs into an extension cord. Only use bulbs that match your light fitting's suggested wattage.

CONNECTIONS

Never fiddle with any electrical connections and always report any illegal connections to the City.

POWER CORDS

Avoid running extension cords across doorways or under carpets.



GENERAL

FIRE EXTINGUISHERS

Keep a well-maintained fire extinguisher in your house, and know how to use it.

GARDEN HOSE

Store your garden hose rolled up and keep it ready to use in case of fire.

FIRE ESCAPE PLAN

Make sure you have one in place and that the whole family knows what it is.

FIRE HYDRANTS

Never park in front of a fire hydrant.

EDUCATION

Teach your kids and peers about the dangers of fire and keep the Fire and Rescue emergency numbers on your fridge or saved on your phone.

DONATE TO FIRE AND RESCUE

Please use the details below to make a donation today

DO AN EFT



Account Holder: City of Cape Town
Bank: ABSA Bank Ltd
Account Number: 4056584569
Branch: Public Sector - Western Cape
Branch Code: 632005
Reference Number: 224502481
The reference number must be included when a deposit is made

SMS Line: 40773
Keyword: FIRE
Cost per SMS: R20

CONTACT FIRE AND RESCUE SERVICES

Smaller fires can be stopped or prevented by the community using fire extinguishers or fire blankets. Remember to always call the City's Fire and Rescue Services before trying to fight a raging fire yourself.

107

from a landline

021 480 7700

from a cellphone



CITY OF CAPE TOWN
ISIXEKO SASEKAPA
STAD KAAPSTAD

Making progress possible. Together.